





West Sikkim Block Health Score Card
(Based on 16 numbers of Dashboard Monitoring Indicators)
(Source : HMIS Web Portal April to September 2014 as on 24/10/2014)

West Sikkim Block Health Score Card Based on HMIS Data for 2nd QTR 2014-15					
Name of Block	Over All Index Value	Pregnancy Care Related Indicator	Child Birth Indicator	Post Natal Care Indicator	Reproductive Age Related Indicator
Dentam	0.314	0.128	0.378	0.648	0.000
District Hospital Gyalshing	0.461	0.711	0.667	0.365	0.000
Mangalbarey	0.498	0.510	0.369	0.863	0.000
Rinchenpong	0.283	0.383	0.052	0.492	0.000
Sombaria	0.348	0.408	0.111	0.638	0.000
Soreng	0.362	0.419	0.000	0.740	0.000
Tashiding	0.286	0.274	0.124	0.568	0.000
Yoksum	0.350	0.519	0.170	0.500	0.000

	Very Low Performing Block
	Low performing Block
	Promising Block
	Good Performing Block

Sikkim District wise Health Score Card
(Based on 16 numbers of Dashboard Monitoring Indicators)
(Source : HMIS Web Portal April to September 2014 as on 25/10/2014)

District Health Score Card Based on HMIS Data for 2nd QTR 2014-15					
Name of District	Over All Index Value	Pregnancy Care Related Indicator	Child Birth Indicator	Post Natal Care Indicator	Reproductive Age Related Indicator
East	0.497	0.268	1.000	0.200	0.871
North	0.548	0.778	0.000	0.774	0.333
South	0.530	0.648	0.548	0.450	0.449
West	0.572	0.689	0.428	0.684	0.333

	Very Low Performing District
	Low performing District
	Promising District
	Good Performing District