





Tripura District wise Health Score Card
(Based on 16 numbers of Dashboard Monitoring Indicators)
(Source : HMIS Web Portal April to June 2015 as on 08/08/2015)

District Health Score Card Based on HMIS Data upto 1st QTR 2015-16					
Name of District	Over All Index Value	Pregnancy Care Related Indicator	Child Birth Indicator	Post Natal Care Indicator	Reproductive Age Related Indicator
Dhalai	0.497	0.649	0.535	0.421	0.333
Gomati	0.468	0.583	0.417	0.536	0.214
Khowai	0.655	0.913	0.379	0.756	0.333
North Tripura	0.370	0.289	0.050	0.666	0.333
Sipahijala	0.420	0.540	0.122	0.530	0.333
South Tripura	0.621	0.677	0.229	0.846	0.546
Unakoti	0.424	0.380	0.280	0.429	0.635
West Tripura	0.331	0.224	0.599	0.365	0.182

	Very Low Performing District
	Low performing District
	Promising District
	Good Performing District

Dhalai Block Health Score Card
(Based on 16 numbers of Dashboard Monitoring Indicators)
(Source : HMIS Web Portal April to June as on 25/07/2015)

Dhalai Block Health Score Card Based on HMIS Data up to 1stQTR 2015-16					
Name of Block	Over All Index Value	Pregnancy Care Related Indicator	Child Birth Indicator	Post Natal Care Indicator	Reproductive Age Related Indicator
Ambasa Health Sub division	0.576	0.701	0.847	0.635	0.000
Gandacherra Health Sub division	0.403	0.366	0.157	0.829	0.000
Kamalpur Health Sub division	0.439	0.407	0.333	0.799	0.000
Longtharai Valley Health Sub division	0.099	0.134	0.236	0.040	0.000

	Very Low Performing Block
	Low performing Block
	Promising Block
	Good Performing Block

