





Manipur District wise Health Score Card
(Based on 16 numbers of Dashboard Monitoring Indicators)
(Source : HMIS Web Portal April to June 2015 as on 08/08/2015)

District Health Score Card Based on HMIS Data upto 1st QTR 2015-16					
Name of District	Over All Index Value	Pregnancy Care Related Indicator	Child Birth Indicator	Post Natal Care Indicator	Reproductive Age Related Indicator
Bishnupur	0.512	0.515	0.423	0.670	0.333
Chandel	0.483	0.474	0.361	0.656	0.333
Churachandpur	0.411	0.385	0.500	0.493	0.231
Imphal East	0.356	0.127	0.237	0.670	0.333
Imphal West	0.417	0.461	0.669	0.071	0.666
Senapati	0.524	0.626	0.275	0.692	0.322
Tamenglong	0.354	0.371	0.110	0.496	0.333
Thoubal	0.430	0.353	0.276	0.659	0.333
Ukhrul	0.412	0.412	0.414	0.372	0.476

	Very Low Performing District
	Low performing District
	Promising District
	Good Performing District

Churachandpur Block Health Score Card
(Based on 16 numbers of Dashboard Monitoring Indicators)
(Source : HMIS Web Portal April to June 2015 as on 25/07/2015)

Churachandpur Block Health Score Card Based on HMIS Data up to 1st QTR 2015-16					
Name of Block	Over All Index Value	Pregnancy Care Related Indicator	Child Birth Indicator	Post Natal Care Indicator	Reproductive Age Related Indicator
Churachandpur Notional Block	0.368	0.376	0.667	0.221	0.303
Henglep	0.276	0.265	0.170	0.516	0.000
Samulamlan	0.338	0.248	0.151	0.545	0.333
Singngat	0.412	0.458	0.118	0.589	0.333
Thanlon	0.705	0.978	0.452	0.806	0.333
Tipaimukh	0.438	0.546	0.237	0.713	0.000

	Very Low Performing Block
	Low performing Block
	Promising Block
	Good Performing Block

Chandel Block Health Score Card
(Based on 16 numbers of Dashboard Monitoring Indicators)
(Source : HMIS Web Portal April to June 2015 as on 25/07/2015)

Chandel Block Health Score Card Based on HMIS Data up to 1st QTR 2015-16					
Name of Block	Over All Index Value	Pregnancy Care Related Indicator	Child Birth Indicator	Post Natal Care Indicator	Reproductive Age Related Indicator
Chakpikarong	0.315	0.255	0.413	0.507	0.000
Chandel	0.471	0.450	0.347	0.649	0.333
Chandel Notional Block	0.389	0.185	0.433	0.600	0.333
Machi	0.555	0.579	0.356	0.785	0.333
Moreh	0.488	0.782	0.825	0.284	0.000
Tengnoupal	0.467	0.546	0.333	0.749	0.000

	Very Low Performing Block
	Low performing Block
	Promising Block
	Good Performing Block





Senapati Block Health Score Card
(Based on 16 numbers of Dashboard Monitoring Indicators)
(Source : HMIS Web Portal April to June 2015 as on 25/07/2015)

Senapati Block Health Score Card Based on HMIS Data up to 1st QTR 2015-16					
Name of Block	Over All Index Value	Pregnancy Care Related Indicator	Child Birth Indicator	Post Natal Care Indicator	Reproductive Age Related Indicator
East Sadar Hills	0.394	0.442	0.165	0.520	0.333
Mao Maram	0.565	0.604	0.382	0.774	0.333
Paomata	0.579	0.582	0.446	0.802	0.333
Purul	0.454	0.540	0.210	0.786	0.000
Saitu Gamphazol	0.480	0.229	0.450	0.837	0.333
Senapati Notional Block	0.362	0.462	0.667	0.107	0.314
West Sadar Hills	0.434	0.180	0.224	0.875	0.333

	Very Low Performing Block
	Low performing Block
	Promising Block
	Good Performing Block





Tamenglong Block Health Score Card
(Based on 16 numbers of Dashboard Monitoring Indicators)
(Source : HMIS Web Portal April to June 2015 as on 25/07/2015)

Tamenglong Block Health Score Card Based on HMIS Data up to 1st QTR 2014-15					
Name of Block	Over All Index Value	Pregnancy Care Related Indicator	Child Birth Indicator	Post Natal Care Indicator	Reproductive Age Related Indicator
Nungba	0.420	0.216	0.538	0.805	0.000
Tamei	0.461	0.327	0.516	0.839	0.000
Tamenglong	0.357	0.397	0.325	0.551	0.000
Tamenglong Notional Block	0.538	0.989	0.667	0.331	0.000
Tousem	0.272	0.180	0.084	0.641	0.000

	Very Low Performing Block
	Low performing Block
	Promising Block
	Good Performing Block

Ukhrul Block Health Score Card
(Based on 16 numbers of Dashboard Monitoring Indicators)
(Source : HMIS Web Portal April to June 2015 as on 25/07/2015)

Ukhrul Block Health Score Card Based on HMIS Data upto 1st QTR 2015-16					
Name of Block	Over All Index Value	Pregnancy Care Related Indicator	Child Birth Indicator	Post Natal Care Indicator	Reproductive Age Related Indicator
Chingai	0.407	0.614	0.192	0.573	0.000
Kamjong	0.492	0.475	0.451	0.630	0.333
Kasom Khullen	0.266	0.217	0.211	0.506	0.000
Phungyar	0.235	0.076	0.246	0.529	0.000
Ukhrul	0.428	0.485	0.240	0.742	0.000
Ukhrul Notional Block	0.396	0.355	0.667	0.148	0.605

	Very Low Performing Block
	Low performing Block
	Promising Block
	Good Performing Block