





Meghalaya District wise Health Score Card
(Based on 16 numbers of Dashboard Monitoring Indicators)
(Source : HMIS Web Portal April to December 2014 as on 24/01/2015)

District Health Score Card Based on HMIS Data for 3rd QTR 2014-15					
Name of District	Over All Index Value	Pregnancy Care Related Indicator	Child Birth Indicator	Post Natal Care Indicator	Reproductive Age Related Indicator
East Garo Hills	0.288	0.432	0.226	0.355	0.000
East Jaintia Hills	0.473	0.490	0.301	0.645	0.333
East Khasi Hills	0.417	0.365	0.650	0.397	0.304
North Garo Hills	0.616	0.698	0.484	0.782	0.333
Ri Bhoi	0.550	0.642	0.338	0.598	0.530
South Garo Hills	0.555	0.708	0.211	0.742	0.333
South West Garo Hills	0.629	0.744	0.494	0.730	0.403
South West Khasi Hills	0.340	0.368	0.035	0.500	0.333
West Garo Hills	0.675	0.699	0.683	0.609	0.739
West Jaintia Hills	0.442	0.296	0.529	0.500	0.502
West Khasi Hills	0.471	0.456	0.278	0.705	0.301

	Very Low Performing District
	Low performing District
	Promising District
	Good Performing District





South Garro Hills District Health Score Card
(Based on 16 numbers of Dashboard Monitoring Indicators)
(Source : HMIS Web Portal April to December 2014 as on 24/01/2015)

South Garro Hills District Health Score Card Based on HMIS Data for 3rd QTR 2014-15					
Name of Block	Over All Index Value	Prenamcy Care Related Indicator	Child Birth Indicator	Post Natal Care Indicator	Reproductive Age Related Indicator
Baghmara Block	0.542	0.773	0.483	0.473	0.333
Chokpot Block	0.426	0.376	0.182	0.679	0.333
Gasuapara Block	0.385	0.362	0.333	0.668	0.000
Rongara Block	0.416	0.448	0.223	0.549	0.333

	Very Low Performing Block
	Low performing Block
	Promising Block
	Good Performing Block

West Garo Hills Block Health Score Card
(Based on 16 numbers of Dashboard Monitoring Indicators)
(Source : HMIS Web Portal April to December 2014 as on 24/01/2015)

West Garo Hills Block Health Score Card Based on HMIS Data for 3rd QTR 2014-15					
Name of Block	Over All Index Value	Pregnancy Care Related Indicator	Child Birth Indicator	Post Natal Care Indicator	Reproductive Age Related Indicator
Dadenggiri	0.444	0.531	0.127	0.613	0.333
Dalu	0.385	0.340	0.133	0.613	0.333
Gambegre	0.470	0.724	0.036	0.559	0.333
Rongram	0.362	0.317	0.052	0.611	0.333
Selsella	0.559	0.681	0.365	0.500	0.646
Tikrikilla	0.499	0.474	0.389	0.691	0.333
Tura Urban Area	0.339	0.356	0.667	0.128	0.333

	Very Low Performing Block
	Low performing Block
	Promising Block
	Good Performing Block





West Khasi Hills Block Health Score Card
(Based on 16 numbers of Dashboard Monitoring Indicators)
(Source : HMIS Web Portal April toDecember 2014 as on 24/01/2015)

West Khasi Hills Block Health Score Card Based on HMIS Data for 3rd QTR 2014-15					
Name of Block	Over All Index Value	Pregnancy Care Related Indicator	Child Birth Indicator	Post Natal Care Indicator	Reproductive Age Related Indicator
Mairang Block	0.552	0.584	0.594	0.520	0.508
Mawkyrwat block	0.428	0.469	0.333	0.502	0.333
Mawshynrut Block	0.402	0.475	0.103	0.549	0.333
Mawthadraishan block	0.553	0.671	0.151	0.808	0.333
Nongstoin Block	0.523	0.710	0.455	0.385	0.507
Ranikor Block	0.187	0.281	0.198	0.200	0.000
Urban Block	0.488	0.501	0.333	0.862	0.000

	Very Low Performing Block
	Low performing Block
	Promising Block
	Good Performing Block

West Jaintia Hills Block Health Score Card
(Based on 16 numbers of Dashboard Monitoring Indicators)
(Source : HMIS Web Portal April to December 2014 as on 24/01/2015)

West Jaintia Hills Block Health Score Card Based on HMIS Data for 3rd QTR 2014-15					
Name of Block	Over All Index Value	Pregnancy Care Related Indicator	Child Birth Indicator	Post Natal Care Indicator	Reproductive Age Related Indicator
Amlarem Block	0.457	0.759	0.019	0.493	0.333
Laskein Block	0.437	0.637	0.120	0.488	0.333
Thadlaskein Block	0.520	0.368	0.010	0.894	0.659
Urban Block	0.379	0.200	1.000	0.213	0.333

	Very Low Performing Block
	Low performing Block
	Promising Block
	Good Performing Block