





Manipur District wise Health Score Card
(Based on 16 numbers of Dashboard Monitoring Indicators)
(Source : HMIS Web Portal April to December 2014 as on 24/01/2015)

District Health Score Card Based on HMIS Data for 3rd QTR 2014-15					
Name of District	Over All Index Value	Pregnancy Care Related Indicator	Child Birth Indicator	Post Natal Care Indicator	Reproductive Age Related Indicator
Bishnupur	0.574	0.586	0.421	0.805	0.321
Chandel	0.479	0.593	0.361	0.547	0.293
Churachandpur	0.429	0.351	0.418	0.618	0.257
Imphal East	0.466	0.234	0.785	0.585	0.333
Imphal West	0.367	0.345	0.667	0.190	0.398
Senapati	0.401	0.196	0.233	0.737	0.350
Tamenglong	0.399	0.374	0.149	0.614	0.333
Thoubal	0.473	0.123	0.327	0.804	0.654
Ukhrul	0.383	0.338	0.401	0.327	0.535

	Very Low Performing District
	Low performing District
	Promising District
	Good Performing District





Chandel Block Health Score Card
(Based on 16 numbers of Dashboard Monitoring Indicators)
(Source : HMIS Web Portal April to December 2014 as on 24/01/2015)

Chandel Block Health Score Card Based on HMIS Data for 3rd QTR 2014-15					
Name of Block	Over All Index Value	Pregnancy Care Related Indicator	Child Birth Indicator	Post Natal Care Indicator	Reproductive Age Related Indicator
Chakpikarong	0.411	0.272	0.355	0.629	0.333
Chandel	0.508	0.456	0.348	0.761	0.333
Chandel Notional Block	0.381	0.294	0.587	0.374	0.333
Machi	0.487	0.634	0.327	0.529	0.333
Moreh	0.390	0.596	0.377	0.226	0.333
Tengnoupal	0.448	0.338	0.314	0.707	0.333

	Very Low Performing Block
	Low performing Block
	Promising Block
	Good Performing Block

Churachandpur Block Health Score Card
(Based on 16 numbers of Dashboard Monitoring Indicators)
(Source : HMIS Web Portal April to December 2014 as on 24/01/2015)

Churachandpur Block Health Score Card Based on HMIS Data for 3rd QTR 2014-15					
Name of Block	Over All Index Value	Pregnancy Care Related Indicator	Child Birth Indicator	Post Natal Care Indicator	Reproductive Age Related Indicator
Churachandpur Notional Block	0.393	0.261	0.667	0.217	0.633
Henglep	0.370	0.235	0.229	0.811	0.000
Samulamlan	0.387	0.362	0.185	0.566	0.333
Singngat	0.446	0.342	0.420	0.633	0.333
Thanlon	0.527	0.320	0.386	0.800	0.556
Tipaimukh	0.413	0.457	0.335	0.463	0.333

	Very Low Performing Block
	Low performing Block
	Promising Block
	Good Performing Block





Senapati Block Health Score Card
(Based on 16 numbers of Dashboard Monitoring Indicators)
(Source : HMIS Web Portal April to December 2014 as on 24/01/2015)

Senapati Block Health Score Card Based on HMIS Data for 3rd QTR 2014-15					
Name of Block	Over All Index Value	Pregnancy Care Related Indicator	Child Birth Indicator	Post Natal Care Indicator	Reproductive Age Related Indicator
East Sadar Hills	0.289	0.419	0.106	0.241	0.333
Mao Maram	0.464	0.613	0.425	0.615	0.000
Paomata	0.584	0.713	0.439	0.691	0.333
Purul	0.388	0.545	0.140	0.412	0.333
Saitu Gamphazol	0.400	0.179	0.299	0.722	0.333
Senapati Notional Block	0.405	0.200	0.667	0.495	0.333
West Sadar Hills	0.299	0.237	0.220	0.541	0.076

	Very Low Performing Block
	Low performing Block
	Promising Block
	Good Performing Block





Tamenglong Block Health Score Card
(Based on 16 numbers of Dashboard Monitoring Indicators)
(Source : HMIS Web Portal April to December 2014 as on 24/01/2015)

Tamenglong Block Health Score Card Based on HMIS Data for 3rd QTR 2014-15					
Name of Block	Over All Index Value	Pregnancy Care Related Indicator	Child Birth Indicator	Post Natal Care Indicator	Reproductive Age Related Indicator
Nungba	0.300	0.211	0.250	0.600	0.000
Tamei	0.489	0.479	0.539	0.763	0.000
Tamenglong	0.271	0.144	0.109	0.656	0.000
Tamenglong Notional Block	0.507	0.917	0.667	0.306	0.000
Tousem	0.245	0.172	0.178	0.506	0.000

	Very Low Performing Block
	Low performing Block
	Promising Block
	Good Performing Block

Ukhrul Block Health Score Card
(Based on 16 numbers of Dashboard Monitoring Indicators)
(Source : HMIS Web Portal April to December 2014 as on 24/01/2015)

Ukhrul Block Health Score Card Based on HMIS Data for 3rd QTR 2014-15					
Name of Block	Over All Index Value	Pregnancy Care Related Indicator	Child Birth Indicator	Post Natal Care Indicator	Reproductive Age Related Indicator
Chingai	0.433	0.502	0.180	0.575	0.333
Kamjong	0.350	0.242	0.471	0.397	0.333
Kasom Khullen	0.220	0.229	0.150	0.384	0.000
Phungyar	0.433	0.341	0.119	0.972	0.000
Ukhrul	0.514	0.591	0.256	0.699	0.333
Ukhrul Notional Block	0.466	0.427	0.667	0.091	0.956

	Very Low Performing Block
	Low performing Block
	Promising Block
	Good Performing Block